

Anno Domini 2004

Copyright (C) Enzo Ciaffarafa, 1995 - 2004

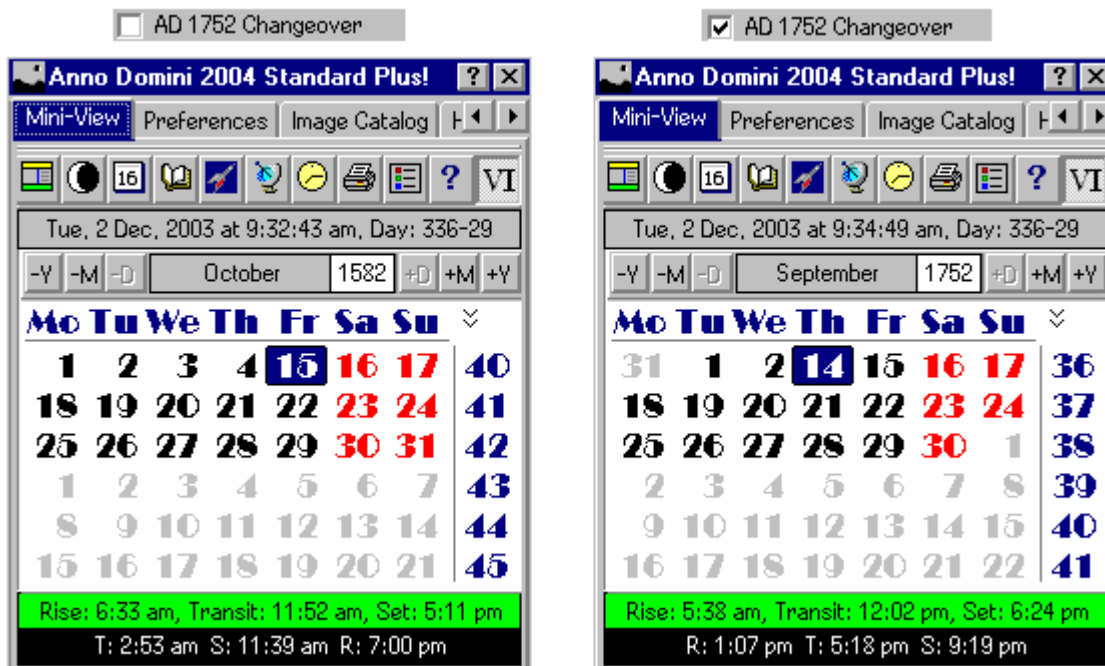
Shareware Calendar for IBM PC + Microsoft Windows XP, 2000, ME, 98SE, 98 or 95

Anno Domini 2004 Plus! Pack Overview

Anno Domini 2004 Plus! Pack is an optional add-on to Anno Domini 2004 Standard that gives the program a whole host of new features and extras making the most of Anno Domini. Available exclusively to registered users of Anno Domini Standard, please view a detailed summary of the special benefits of this upgrade below. [The Plus! Pack can be purchased with a 25% discount via the Anno Domini web site provided your order is received no later than midnight on Sunday, 4th January 2004.](#) For UK users, the price is £5.00, for US users the price is \$8.95 and for European users the price is €7.50. From the 5th January 2004, the cost of the Plus! Pack will revert to £6.75 for UK users, \$11.95 for US users and €10.00 for European users.

Julian Calendar

With the Plus! pack, you can now view calendars prior to the Gregorian Calendar change. The USA and United Kingdom changed to the Gregorian Calendar system on the 14th September 1752 whereas Europe changed to the Gregorian Calendar system much earlier on the 15th October 1582. You can easily switch between the two calendar systems and view any calendar from 1 AD to 1752 AD. Examples of the changeover for the US and Europe are shown below:

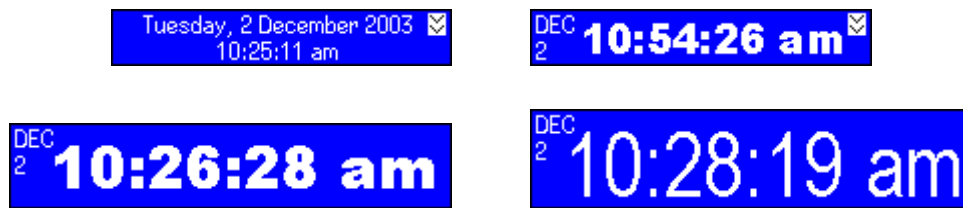


The Julian Calendar can be accessed from the main Calendar window or the Mini-View via the button showing the roman numeral. The button acts as a toggle - when depressed the Julian Calendar is shown, when not depressed, the Gregorian calendar is shown. The month and year of the calendar can be altered by pressing the "+M", "+Y", "-M" and "-Y" buttons as in the Mini-View. You can also select any given year by left-clicking the mouse on the year and entering the year directly. The month can be selected by left-clicking the mouse on the month or using the month-picker as in the normal calendar view. You can select any of the dates in the calendar to view the times of sunrise/transit/sunset and moonrise/transit/moonset for that given date at your chosen home location on Earth with a left mouse click.

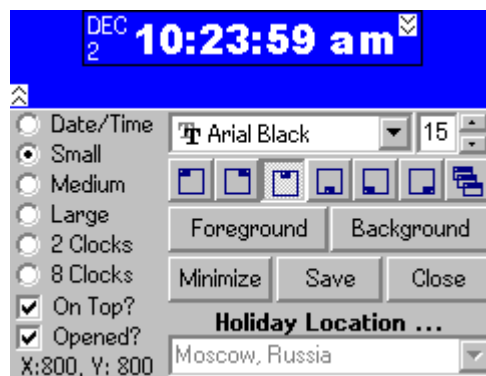
As an added bonus, clicking on the printer icon allows you to print a 12 month calendar report displaying the Julian Calendar for any year from 1 AD to 1752 AD.

Desktop Clock

The Desktop Clock provides a handy reminder of the current time on your Windows desktop even when the main Anno Domini window is not visible. There is a choice of four different clock views depending on the size chosen as shown below:



The style and position of the clock can be chosen from the main clock control panel which allows you change the font used and it's size and also set the foreground and background colour of the clock. You can also position the clock on your Windows desktop in one of 6 pre-defined positions or choose your own specific location.



By selecting either the 2 Clocks or 8 Clocks option, you can view the current times of either 2 or 8 chosen locations from anywhere in the world in real-time on your desktop. The clock control panel allows you to select one location as your holiday location for comparison. Below shows an example of Los Angeles as your home location and Moscow as your holiday location.



With the 8 Clocks option you can view the current time for your chosen home location and the remaining 7 locations which you have chosen from the Location tab. Your home location is shown in grey and each clock also shows the current twilight status, i.e. if the box is white it is daytime at that location, if it is navy it is morning twilight, red for evening twilight and black for night time.



Options in the control panel allow you to automatically open the desktop clocks each time Anno Domini is run and also ensure it always appears above any other open desktop window.

Save/Restore Desktop



The **“Save Desktop”** button in the Help tab of Anno Domini allows you to record the exact position of your desktop icons for each screen resolution your graphics card is capable of displaying. This allows you to restore your desktop icons to their correct positions after a screen resolution change by simply clicking the **“Restore Desktop”** button. Anno Domini supports screen resolutions from 640x480 right up to 1600x1200. Each screen resolution can have an individual scheme of icon positions which are automatically stored each time the “Save Desktop” button is pressed.

Lunar and Solar Eclipses

Partial Solar Eclipse: Monday, 19 April 2004 at 5:35 am
Total Lunar Eclipse: Tuesday, 4 May 2004 at 12:31 pm

Anno Domini now displays the dates and times of when the next partial/total solar or lunar eclipse occurs with an accuracy of plus or minus two minutes in the Astronomy tab. A left mouse click on either displayed time will connect you via the Internet to the NASA Eclipse web-site which gives you very detailed information concerning the eclipse including the best position on Earth for viewing.

Real-Time Astronomy

When the "Real-Time Astronomy" setting is on in the Preferences tab, the main status area of the Calendar tab will show the current Julian Date and the distance of the Earth from the Sun and the Moon updated every second. The exact fraction of the Moon visible from the Earth as a percentage is also shown and updated every minute. T

Sun 243.2° WSW 100% -0.0° Down	Tuesday, 2 December 2003 at 4:38:40 pm Week: 49, Days Gone: 336, Days Left: 29; Star Sign: Sagittarius JD: 2452976.193519, Sun: 91,649,604.34 miles, Moon: 246,694.38 miles Sunrise: 6:41 am, Transit: 11:42 am (10h 2m 31s), Sunset: 4:43 pm	Moon 124.3° SE 69.46% 36.6° Up
---	--	---

Three Extra Calendar Reports

The "1 Month + Events + View" calendar report shows the current image of nature with the calendar for the current month superimposed along with a listing of your chosen events. An example is shown below:

October 2003

Mo	Tu	We	Th	Fr	Sa	Su
29	30	1	2	3	4	5
6	7	8	9	10	11	12
13	14	15	16	17	18	19
20	21	22	23	24	25	26
27	28	29	30	31	1	2
3	4	5	6	7	8	9

Scheme: Great Britain

Wed 01 Jan New Year Holiday (UK) Wed 01 Jan New Year's Day Mon 06 Jan Epiphany Fri 14 Feb Valentines Day Sat 01 Mar St. David's Day Tue 04 Mar Shrove Tuesday Wed 05 Mar Ash Wednesday Mon 17 Mar St. Patrick's Day Fri 21 Mar Spring Begins (06:53) Sun 30 Mar BST Begins Sun 30 Mar Mothers Day (UK) Tue 01 Apr April Fool's Day Sun 13 Apr Palm Sunday Thu 17 Apr Maundy Thursday Fri 18 Apr Good Friday Sat 19 Apr Easter Saturday Sun 20 Apr Easter Sunday Mon 21 Apr Easter Monday Wed 23 Apr St. George's Day Mon 05 May May Day Bank Holiday (Eng) Mon 26 May Spring Bank Holiday (Eng) Thu 29 May Ascension Day Mon 02 Jun June Holiday (Eire) Mon 09 Jun Whit Monday Sun 15 Jun Fathers Day (UK)	Sun 16 Jun Trinity Sunday Thu 19 Jun Corpus Christi Sat 21 Jun Summer Begins (19:01) Thu 10 Jul Orangeman's Day (NI) Mon 04 Aug August Bank Holiday (Sco) Fri 15 Aug The Assumption Mon 26 Aug August Bank Holiday (Eng) Tue 23 Sep Autumn Begins (10:38) Sun 26 Oct BST Ends Mon 27 Oct October Holiday (Eire) Fri 31 Oct Halloween Sat 01 Nov All Saints Day Sun 02 Nov All Saints Day Wed 05 Nov Guy Fawke's Night (UK) Sun 09 Nov Remembrance Sunday (UK) Sun 30 Nov Advent Sunday Sun 30 Nov St. Andrew's Day Mon 08 Dec The Immaculate Conception Mon 22 Dec Winter Begins (06:54) Wed 24 Dec Christmas Eve Thu 25 Dec Christmas Day Thu 25 Dec Christmas Day Holiday (UK) Fri 26 Dec Boxing Day (UK) Fri 26 Dec Boxing Day Holiday (UK) Wed 31 Dec New Year's Eve
--	--

The "36 Month Calendar" report shows calendars for 3 consecutive years in a vertical format. A part example is shown below:

When viewing Julian Calendars (1 AD to 1752 AD), clicking the printer icon will allow you to print the 12 Month Calendar report for that given year.

100 Extra Quotations

Exactly 100 extra quotations have been added to the standard quotation database covering historical and modern quotations, examples of which are shown below:

"In the fight between you and the world, back the world." Franz Kafka
"Never stand begging for what you have the power to earn." Miguel de Cervantes
"Happiness is good health and a bad memory." Ingrid Bergman
"Millions long for immortality who don't know what to do on a rainy afternoon." Susan Ertz
"Silent gratitude isn't much use to anyone." Gladys Brown Stern

3 New Hourly Sounds

3 new hourly sounds are accessible from the Preferences tab. Grandfather Clock, Big Ben and Chime 2 give your hourly reminders whole new meaning, especially Big Ben where you feel as if you are standing outside the Houses of Parliament in London! All sounds are high-quality 16-bit wave samples.

4 New Alarm Sounds

4 new alarm sounds are accessible from the Preferences tab. Alarm mimics an old-fashioned alarm clock which will repeat indefinitely until stopped. Laser Beam and Honk and Rooster give very distinctive sounds to ensure you never miss that important alarm call. All sounds are high-quality 16-bit wave samples.

Remember that you can add your own hourly sounds or alarm sounds by using the User Sound option from the Preferences tab and selecting your wave (.WAV) file.

Nature 2 Image Pack

The Nature 2 Image pack consists of 12 stunning images from nature - one image for each calendar month.




Nature 3 Image Pack

New for 2004 is the Nature 3 Image pack adding a further 12 stunning images from nature.




Moon Phases Background Images

Change the look of your Moon Phases tab with either of these stunning high resolution images of the Apollo Moon missions courtesy of NASA.



Events Background Images

Change the look of your Events tab with these calming images of nature - guaranteed to make you want to go on a vacation!



Astronomy Background Images

Change the look of your Astronomy tab with either of these stunning high resolution images from the Shuttle missions courtesy of NASA.



The backgrounds to the Moon Phases, Events and Astronomy tabs can be changed via the Preferences tab of Anno Domini. These six extra background images are in addition to those that are already supplied as standard with the shareware distribution of Anno Domini 2004. Also remember that you can use any of your own images as backgrounds as long as they are in the JPEG .JPG file format.

Selecting Your Moon Phases Backgrounds

From the Preferences tab, click on the "**Change**" button above the Moon Phases Image legend and an Open File dialog will appear. Select the "Backgrounds" folder from within your Anno Domini directory and you have the choice of the "**Apollo 11 Spaceman_580.JPG**" or "**ASTRONAUGHT2.JPG**" files. Select your desired file and then click the "**Open**" button. You will then see a preview of your selected background image in the Preferences tab. Finally, click the "**Save Settings**" button to record this setting.

Selecting Your Events Backgrounds

From the Preferences tab, click on the "**Change**" button above the Events Image legend and an Open File dialog will appear. Select the "**Backgrounds**" folder from within your Anno Domini directory and you have the choice of the "**SEA3.JPG**" or "**Best_Sunset.JPG**" files. Select your desired file and then click the "**Open**" button. You will then see a preview of your selected background image in the Preferences tab. Finally, click the "**Save Settings**" button to record this setting.

Selecting Your Astronomy Backgrounds

From the Preferences tab, click on the "**Change**" button above the Astronomy Image legend and an Open File dialog will appear. Select the "**Backgrounds**" folder from within your Anno Domini directory and you have the choice of the "**SPACE_AD_1.JPG**" or "**SPACE_AD_2.JPG**" files. Select your desired file and then click the "**Open**" button. You will then see a preview of your selected background image in the Preferences tab. Finally, click the "**Save Settings**" button to record this setting.

AD 2004 Plus! Pack Summary

- (1) View and print any Julian Calendar from 1 AD to 1752 AD;*
- (2) Desktop Clock with 4 different sizes, user-defined font and colours;*
- (3) View the local time in each of your favoured locations around the world on your Windows desktop;*
- (4) Save/Restore Desktop function to store and restore your icon positions for any video resolution;*
- (5) Lunar and Solar Eclipse calculator accurate to within two minutes*
- (6) Real-Time Astronomy showing Julian Date and the distance of the Sun and the Moon from Earth;*
 - (7) 36 Month Calendar Report*
 - (8) One Month With View & Event Report*
 - (9) 100 new extra quotations;*
 - (10) Three new Hourly Sounds (Grandfather, Big Ben and Chime 2)*
 - (11) Four new Alarm Sounds (Alarm, Laser Beam, Honk and Rooster)*
- (12) All new Nature 3 Image Catalog with 12 new stunning images from nature;*
 - (13) Two new Moon Phase background images;*
 - (14) Two new Events background images;*
 - (15) Two new Astronomy background images;*

To purchase the Anno Domini 2004 Plus! Pack, simply visit
<http://www.anno-domini.net/RegistrationPlusUK.htm>

thank
you